



Florida | Commercial

Cultural competency and member engagement



Table of contents

- Cultural competency:
 - Impact of culture and cultural competency on healthcare
- Clear communication — the foundation of culturally competent care:
 - Importance of clear communication
 - Potential barriers to communication and what your team can do
 - Effective use of interpreters
- Disability competency:
 - Laws and regulations
 - Accommodations for members with disabilities
 - Resources
- Additional cultural competency resources:
 - Culturally and linguistically appropriate services (CLAS) standards
 - *Caring for Diverse Populations Toolkit*

We are committed to cultural competency

- As a valued health care provider, we encourage you and your staff to continually enhance your understanding of and ability to support the values, beliefs, and needs of diverse cultures.
- This results in effective care and services for all people by considering each person's values, conditions, and linguistic needs.



What is culture?

- Culture refers to integrated patterns of human behavior, including language, thoughts, actions, customs, beliefs, values, and institutions that unite a group.
- We use it to create standards for how we act and behave socially.

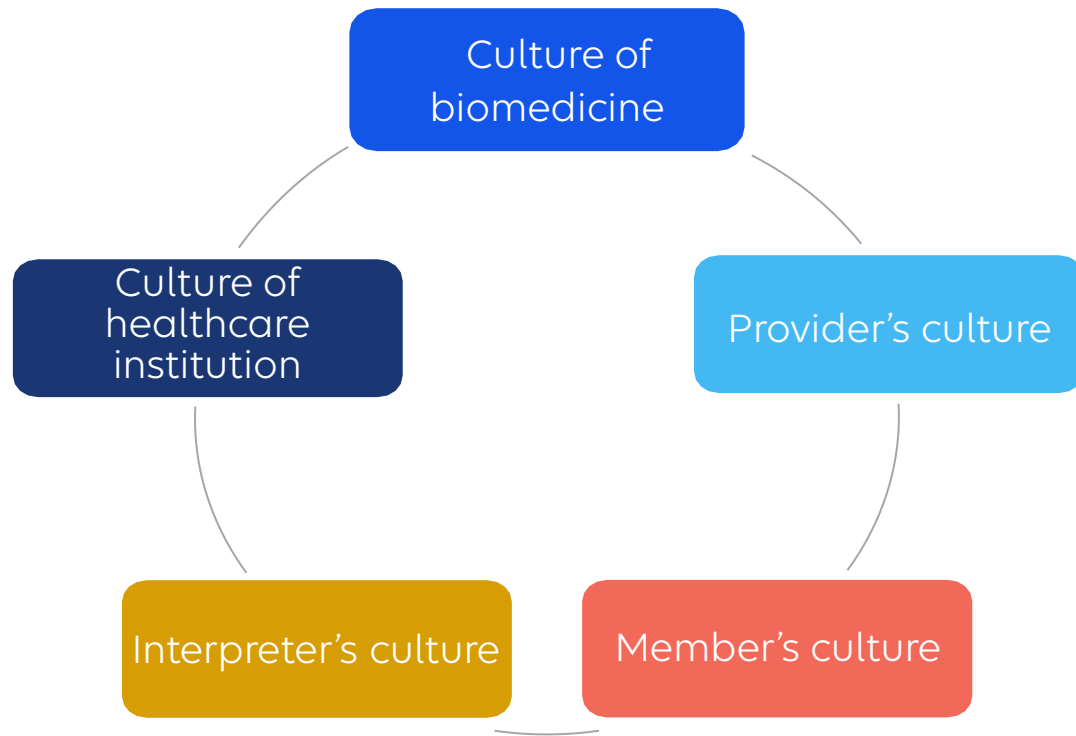


Culture is not only learned —
it is shared, adaptive, and constantly changing

Individual culture

- Each individual's culture:
 - Is a unique representation of the variation that exists in larger culture.
 - Is learned as one grows up.
 - Is shaped by the power relations within one's social context.
 - Changes over the lifetime of the individual.
- Because each individual is a unique cultural package, cross-cultural encounters require strategies for discovering the individual's preferences and frame of reference.
- An individual's culture is present in every healthcare encounter, including:
 - Their attitudes toward doctors, dentists, and other healthcare providers.
 - When they decide to seek care.
 - Their attitudes about seniors and those with disabilities.
 - The role of caregivers in our society.

The healthcare encounter



Because each individual brings their cultural background with them, many cultures may be at work within each healthcare visit.

How does culture impact the care provided?

Culture informs us of:

- The concepts of health and healing.
- How illness, disease, and their causes are perceived.
- The behaviors of members who are seeking healthcare.
- The attitudes toward healthcare providers.



Importance of cultural differences in healthcare settings

- Cultural factors may influence the way individuals:
 - Define and evaluate situations.
 - Seek help for problems.
 - Present their problems, situations, and information to others.
 - Respond to interventions and service plans.
- Cultural awareness helps you modify your behaviors to respond to the needs of others while maintaining a professional level of respect and objectivity.

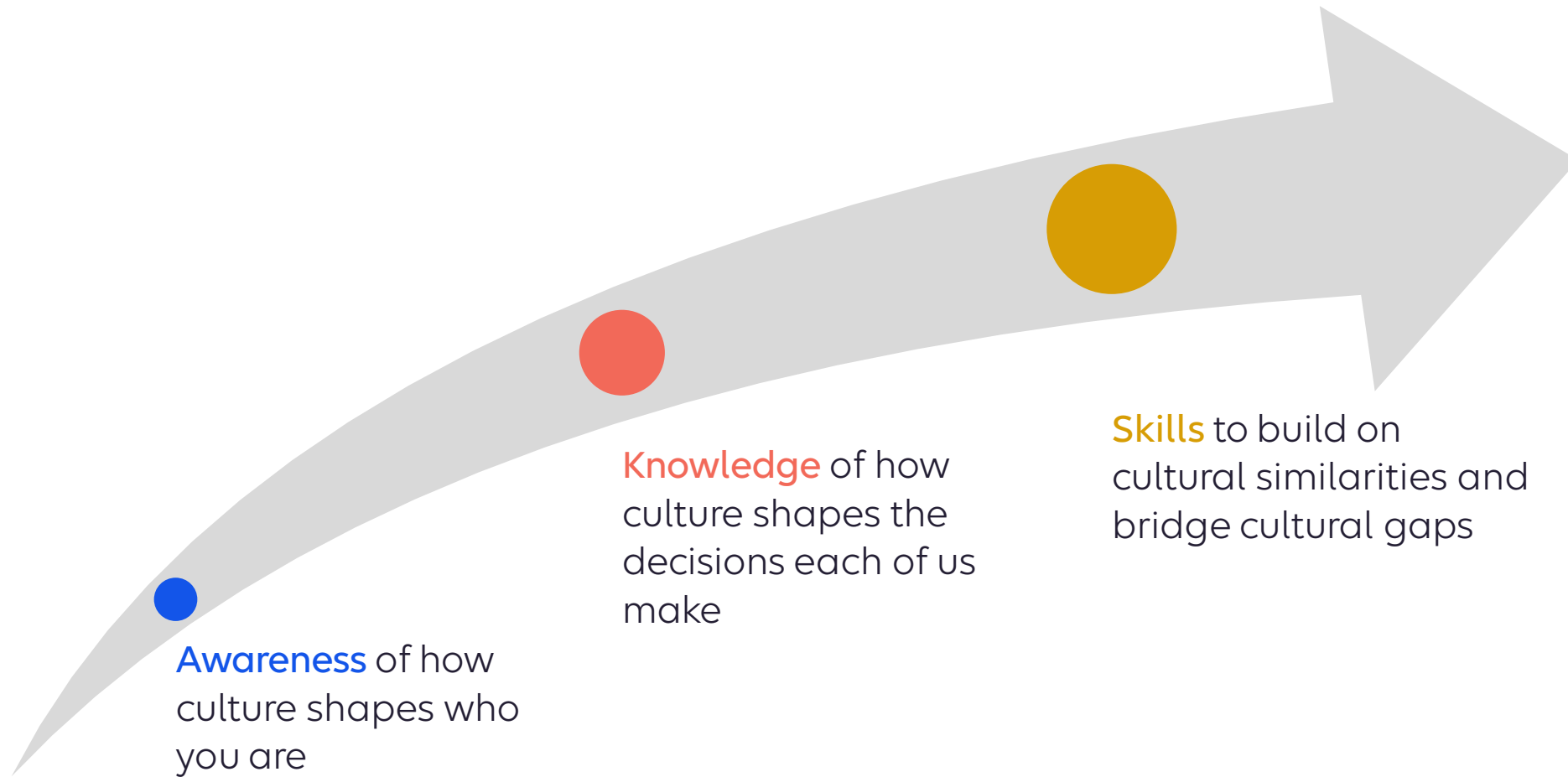
Reasons to increase your cultural competency awareness

- The perception of illnesses, diseases, and their causes varies by culture.
- The belief systems related to health, healing, and wellness are as diverse as the populations we serve.
- Culture and socioeconomic concerns influence help-seeking behaviors and attitudes toward healthcare providers and services.
- Individual preferences affect traditional and nontraditional approaches to healthcare.
- Healthcare providers from culturally and linguistically diverse groups are under-represented in the current delivery system.

Impact of increasing your cultural competency awareness

- You have a profound, positive impact on the quality of interactions with your members by:
 - Acknowledging their varied behaviors, beliefs, and values.
 - Incorporating those variables into their assessments, interactions, and treatments.
- Each member's ability to communicate symptoms and adhere to recommended treatments improves in direct relation to your level of cultural competency and awareness.

Building cultural engagement with your members is a process



Cultural competency continuum

For each row, circle where you are now:

Area of competency	Stage 1: Culturally unaware	Stage 2: Culturally resistant	Stage 3: Culturally conscious	Stage 4: Culturally insightful	Stage 5: Culturally versatile
Knowledge of members	Doesn't notice cultural differences in members' attitudes or needs	Denigrates differences encountered in racial/ethnic members	Difficulty understanding the meanings of attitudes/beliefs of members who are different from self	Acknowledges strengths of other cultures and legitimacy of beliefs, whether medically correct or not	Pursues understanding of member cultures; learns from other cultures
Attitude toward diversity	Lacks interest in other cultures	Holds as superior the values, beliefs, and orientations of own cultural group	Ethnocentric in acceptance of other cultures	Enjoys learning about culturally different healthcare beliefs of members	Holds diversity in high esteem; perceives as valuable contributions to healthcare, medicine, and member well-being from many cultures
Practice-related behaviors	Speaks in a paternalistic manner to member; doesn't elicit member's perspectives	Doesn't recognize own inability to relate to differences; tends to blame the member for communication or cultural barriers	May overestimate their own level of competent communication across linguistic or cultural boundaries	Able to shift frame of reference to another culture; can uncover culturally based resistance, obstacles to education, and treatment	Flexibly adapts communication and interactions to different cultural situations; can negotiate culture-based conflicts in beliefs and perspectives
Practice perspective	Believes one approach fits all members; no special treatment	Has lower expectations for compliance of members from other cultural groups	Recognizes limitations in ability to serve cultures different from their own; feels helpless to do much about it	Incorporates cultural insights into practice where appropriate	Incorporates cultural insights into practice where appropriate


Clear communication —
the foundation of culturally competent care

Did you know?


- Asian Americans are the fastest-growing racial and ethnic group, increasing 81% from 2000 to 2019. (Pew Research 2019)
- 22% of people speak a language other than English at home. (Center for Immigration Studies CIS 2019)
- Of those who speak a foreign language at home, 45% were born in the United States. (CIS 2019)
- Languages with more than one million people who speak it at home include Spanish, Chinese, Tagalog, Vietnamese, Arabic, French, and Korean. (CIS 2019)

As of 2019, almost half of states in the United States had an increase in foreign language speakers (CIS 2019)

Benefits of clear communication



- Safety and adherence
- Physician and member satisfaction
- Office process



- Time and money
- Malpractice risk medical
- Error reduces costs

Barriers of communication

Linguistic	Speech patterns, accents, or different languages may be used.
Limited experience (healthcare concepts and procedures)	Many people are getting healthcare coverage for the first time.
Cultural	Each person brings their own cultural background and frame of reference to the conversation.
Systematic	Health systems have specialized vocabulary and jargon.

- Our personal culture includes what we find meaningful — beliefs, values, perceptions, assumptions, and explanatory frameworks about reality. These are present in every communication.

Clear communication

What members wish their healthcare team knew:

- When I tell you I forgot my glasses, it is because I am ashamed to admit I don't read very well.
- I don't know what to ask, and I am hesitant to ask you.
- When I leave your office, I often don't know what I should do next.
- I'm very good at concealing my limited reading skills.

What your team can do:

- Use a variety of instruction methods.
- Encourage open-ended questions and use **Aks Me 3[®] Ask Me 3: Good Questions for Your Good Health | IHI — Institute for Healthcare Improvement**
- Use the Teach Back or Show Me method. [Teach Back | Health Literacy \(ihs.gov\)](https://www.ihis.org/teach-back)
- Use symbols and color on large print direction or instructional signs.
- Create a shame-free environment by offering assistance with materials.

Clear communication (cont.)

What members wish their healthcare team knew:

- I put medication into my mouth instead of my ear to treat an ear infection because the instructions said *for oral use only*.
- I am confused about risk and information given in numbers like percent or ratios and don't know what I should do.

What your team can do:

- Explain how to use the medications that are being prescribed.
- Use specific, clear, and plain language on prescriptions.
- Use plain language to describe risks and benefits and avoid using just numbers.

Clear communication (cont.)

What members wish their healthcare team knew:

- I am more comfortable waiting to make a healthcare decision until I can talk with my family.
- Sometimes, I am more comfortable with a doctor of my same gender.
- It is important for me to have a relationship with my doctor.
- I use complementary and alternative medicine and home remedies, but I don't think to tell you.

What your team can do:

- Office staff should confirm decision-making preferences during scheduling.
- Spend a few minutes building rapport at each visit.
- Ask about the use of complementary medicine and home remedies.

Clear communication (cont.)

What members wish their healthcare team knew:

- My English is pretty good, but I need an interpreter at times.
- Some days, it's harder for me to speak English.
- When I don't seem to understand, talking louder in English intimidates me.
- If I look surprised, confused, or upset, I may have misinterpreted your nonverbal cues.

What your team can do:

- Office staff should confirm language preferences during scheduling.
- Consider offering an interpreter for every visit.
- Match the volume and speed of the member's speech.
- Mirror body language, position, and eye contact.
- Ask the member if they're unsure.

Using professionally trained interpreters

Do:

- Inform the member that using family members and minors as interpreters is highly discouraged.
- Choose an interpreter who meets the member's needs; consider age, sex, and background.
- Hold a brief introductory discussion with the interpreter to introduce yourself and give a brief nature of the call/visit.
- Reassure the member about your confidentiality practices.

Communication in their preferred language can improve understanding when members are stressed by illness.

Preparing to use an interpreter when needed will keep the office flowing smoothly.

Using professionally trained interpreters (cont.)

Do:

- Be prepared to pace your discussion with the member to allow time for interpretation.
- Be aware that, in some languages, it may take longer to explain a word or a concept.
- Face and speak directly to the member, not the interpreter, using a normal, clear voice.
- Speak in the first person and in concise sentences.

Use the Teach Back method even during an interpreted visit.

It will give you confidence that your member understood your message.

Using professionally trained interpreters (cont.)

Do:

- Be sensitive to appropriate communication standards.
- Be aware of the cultural context of body language for yourself and the member.

Don't:

- Interrupt during interpretation.
- Speak too loud or too fast.
- Ask or say anything you don't want the member to hear.

To find out what language assistance services are available for our members, refer to your provider manual or call the number on the back of your patient's member ID card for Provider Services.

Sources

Culture and cultural competency:

- U.S. Department of Health and Human Services, Office of Minority Health, minorityhealth.hhs.gov.

Clear communication — the foundation of culturally competent care:

- “Better communication, better care: Provider tools to care for diverse populations,” Health Industry Collaboration Effort, Inc. (July 2010), iceforhealth.org/library/documents/ICE_C&L_Provider_Tool_Kit.10-06.pdf.
- “A physician's practical guide to culturally competent care,” U.S. Department of Health and Human Services, Office of Minority Health, <https://cccm.thinkculturalhealth.hhs.gov>.
- Weiss, B. D. Health literacy and patient safety: Help patients understand; Manual for clinicians (2nd edition) (Chicago: American Medical Association Foundation, 2007), psnet.ahrq.gov/resources/resource/5839/health-literacy-and-patient-safety-help-patients-understand-manual-for-clinicians-2nd-ed#.
- “Ask Me 3 materials for providers,” National Patient Safety Foundation, npsf.org/?page=askme3.

Disability competency

Laws and regulations

The *Americans with Disabilities Act (ADA)* is divided into five titles (or sections) relating to different areas of public life:

Section:	Topic/area addressed:
Title I	Employment practices of private employers with 15 or more employees, state and local governments, employment agencies, labor unions, agents of the employer, and joint management labor committees
Title II	Programs and activities of state and local government entities
Title III	Private entities that are considered places of public accommodation
Title IV	Telecommunications
Title V	Miscellaneous

Requirements for healthcare providers

Title II and Title III of the *ADA* and Section 504 of the *Rehabilitation Act of 1973* require that medical care providers offer individuals with disabilities the following:

- Full and equal access to their healthcare services and facilities
- Reasonable modifications to policies, practices, and procedures when necessary to make healthcare services fully available to individuals with disabilities unless the modifications would fundamentally alter the nature of the services (in other words, alter the essential nature of the services)

ADA and healthcare providers

- From the first contact a member has with your office, the staff should be knowledgeable about not refusing services, providing separate or unequal access to healthcare services to any individual with a disability, and avoiding giving the appearance of discriminating against any person.



Accessibility in healthcare settings

Providing full and equal access to those with disabilities includes:

- Removing physical barriers.
- Providing a means for effective communication with those who have vision, hearing, or speech disabilities.
- Making reasonable modifications to policies, practices, and procedures.



Accommodations for those with disabilities

You must deliver services in a manner that accommodates the needs of members by:

- Providing flexibility in scheduling.
- Providing interpreters or translators for members who are deaf or hard of hearing.
- Having an understanding of disability-competent care.
- Ensuring individuals with disabilities and their companions are provided with reasonable accommodations to ensure effective communication (including auxiliary aids and services).
- Having accessible facilities.
- Providing reasonable modifications/accommodations.

Reasonable modifications and accommodations

Reasonable modifications and accommodations depend on the specific needs of the individual and include:

- Ensuring safe and appropriate access to buildings, services, and equipment.
- Allowing extra time for members to:
 - Dress and undress.
 - Transfer to exam tables.
 - Speak with the practitioner to ensure the individual fully participates and understands the information.

Linguistic services

You must be responsive to the linguistic, cultural, and other unique needs of members with disabilities and special populations, including the capacity to communicate with members in languages other than English and with those who are deaf, hard of hearing, or blind.

Guidelines around communicating with member with a disability:

- You cannot rely on a minor to facilitate communication.
- You cannot require members to bring another person to interpret.
- An accompanying adult can be relied on to facilitate communication if it is an emergency, or the member requests it, and the accompanying adult agrees. This arrangement must also be appropriate for the circumstances (*28 CFR, Section 36.303*).

Alternate formats are required

- *Under Title II of the ADA and Section 504*, federally conducted and assisted programs, and state and local government programs are required to make their programs accessible to those with disabilities and provide effective communication.
- Effective communication means communicating with those with disabilities as effectively as communicating with others.
- Alternative communications supporting a member encounter include sign language interpreters, tactile interpreters, captioning, and assisted listening devices.

Resources to support disability-competent care

- The Disability-Competent Care Self-Paced Training Assessment Review Tool (DCC-START) is a free resource to assist health plans, systems, and provider organizations in strengthening their efforts to provide more integrated, coordinated care to members with disabilities by:
 - Assessing the disability competence of training materials.
 - Identifying opportunities for training augmentation and enhancement informed by the DCC-START model.
 - Offering a tailored selection of additional resources to enhance the effectiveness and completeness of the organization’s disability training materials.
- Visit resourcesforintegratedcare.com to access the DCC-START and accompanying user, technical, and resource guides.
- Visit [the Disability Etiquette publication](#) for tips on interacting with people with disabilities from the United Spinal Association.

Additional resources to support the delivery of culturally and linguistically appropriate services

Culturally and linguistically appropriate services (CLAS) standards

- We are committed to cultural competency. To ensure that all members who enter the healthcare system receive equal, quality, and effective treatment, we have adopted all 15 CLAS standards in healthcare:
 - You can review the CLAS standards at [thinkculturalhealth.hhs.gov/clas](https://www.thinkculturalhealth.hhs.gov/clas).
- We actively recognize and understand the roles of age, culture, ability, socioeconomic status, and ethnicity in our members' lives to ensure equal and effective access to healthcare, support systems, and community services.

Caring for Diverse Populations Toolkit

- We offer an additional resource to help you and your office staff enhance care for your diverse member panel.
- The *Caring for Diverse Populations Toolkit* is a comprehensive resource designed by and for healthcare professionals.
- Please go to your plan's provider website to access this resource.
- The following topics are covered in the toolkit:
 - Improving communications with a diverse member base
 - Tools and training for your office in caring for a diverse member base
 - Resources to communicate across language barriers
 - How cultural background impacts healthcare delivery
 - Regulations and standards for cultural and linguistic services
 - Resources for cultural and linguistic services

Cultural Competency Training Course Evaluation

Your feedback is important. Please complete a brief evaluation so we can:

- Identify who has completed the training — be sure to include your name and NPI number in the evaluation.
- Learn more about your experience with the training.
- Identify ways to improve our offering.

The survey will take two to five minutes to complete. Thank you in advance for your time.

[Cultural competency training course evaluation](#)

